

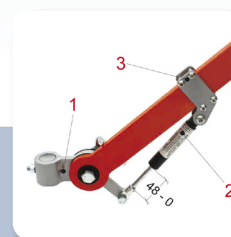
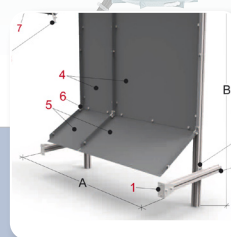
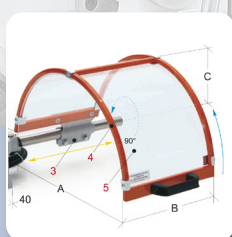
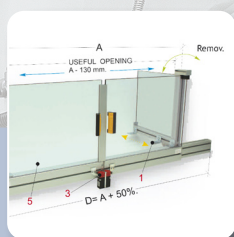
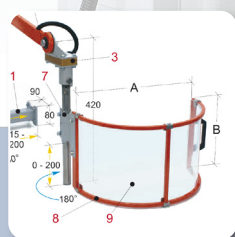
# BERNARDO®

www.bernardo.at



06 | 2025

## SAFETY GUARDS



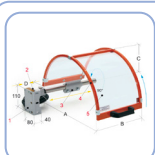
PTO 01  
PTO 02  
PTO 03  
PTO 04  
PTO 10  
PTO 12  
PTO 21  
PTO 20  
PTO 22  
PTO 31

PAT 01  
PLT 02  
PFR 01  
PFR 02  
PFR 03  
PFR 10  
PFR 20  
PFR 30  
PFR 40  
PFR 50

PMG 60  
PDA 01  
PRE 01  
PRE 10  
PTR 02  
PTR 04  
PTR 05  
PTR 10  
PTR 20  
PTR 30

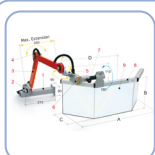
PSA 01  
PST 01  
PMA-S  
PMA 10  
PMA 11  
PBF 10  
PBM 20  
PBM 30  
PTS 01  
PTS 02





**Safety guards for lathe chucks**

**2-7**



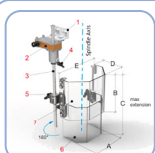
**Safety guards for mills**

**8-12**



**Safety guards to install on the table**

**12-13**



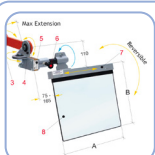
**Safety guards for drills**

**14-17**



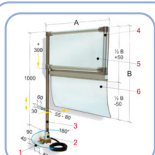
**Safety guards for grinders**

**13  
18-19**



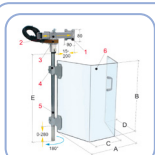
**Safety guards for presses and other mashines**

**19**



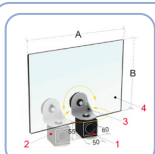
**Safety guards for saws**

**20**




**Safety guards slotting - broaching machines**

**20**



**Safety guards with magnetic base**

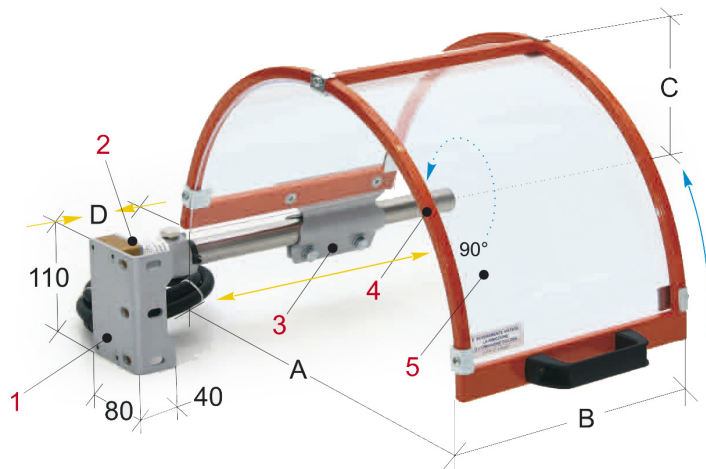
**21**



**Safety weld screens**

**22**

## PTO 01 - Safety guard for lathe chuck



A classic safety guard, equipped with a steel-framed protective shield and available in different dimensions.

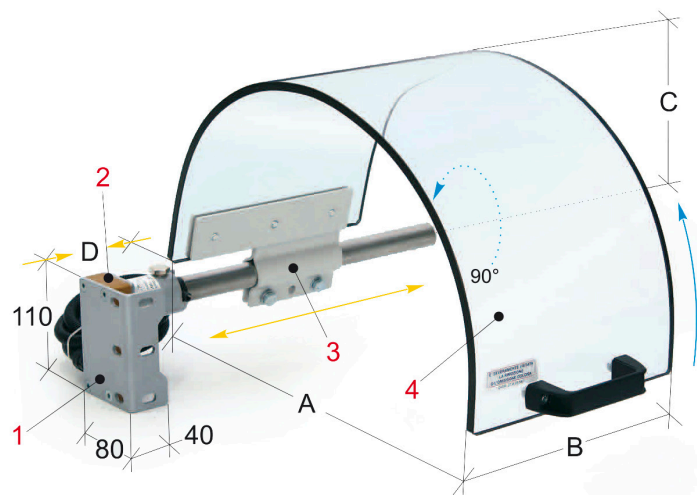
This is the only one to be positioned near the machine head, and it is protecting the operator against direct contact with the chuck of the lathe and against splashes of lubricants and coolants.

This safety guard can be attached on the front side of the machine base or laterally. It comes with a semicircular shield which can be adjusted until near of the machine head, and it comes complete with a safety microswitch.

- 1 Frontal and lateral anchorage stirrup
- 2 Safety microswitch box - rotating 90°, n.2 NC contacts
- 3 Mounting bracket with supporting arm - made of pressed steel
- 4 Shield frame, made of tubular steel
- 5 Thermo-shaped shield - made of shockproof and oil-resistant plastic material

|            | A   | B   | C   | D     | Weight | Art. no. | Price excl. VAT |
|------------|-----|-----|-----|-------|--------|----------|-----------------|
| PTO 01/300 | 300 | 200 | 180 | 0-215 | 3,6 kg | 57-1050  | 330,-           |
| PTO 01/400 | 400 | 235 | 230 | 0-150 | 4,1 kg | 57-1053  | 339,-           |
| PTO 01/500 | 500 | 235 | 280 | 0-150 | 4,4 kg | 57-1056  | 339,-           |
| PTO 01/600 | 600 | 235 | 330 | 0-150 | 4,7 kg | 57-1059  | 365,-           |

## PTO 02 - Safety guard for lathe chuck



The shape of the shield makes it ideally suited to be positioned near the machine head. It is equipped with a monolithic shield made of plastic material and available in different dimensions.

It is protecting the operator against direct contact with the chuck of the lathe and against splashes of lubricants and coolants.

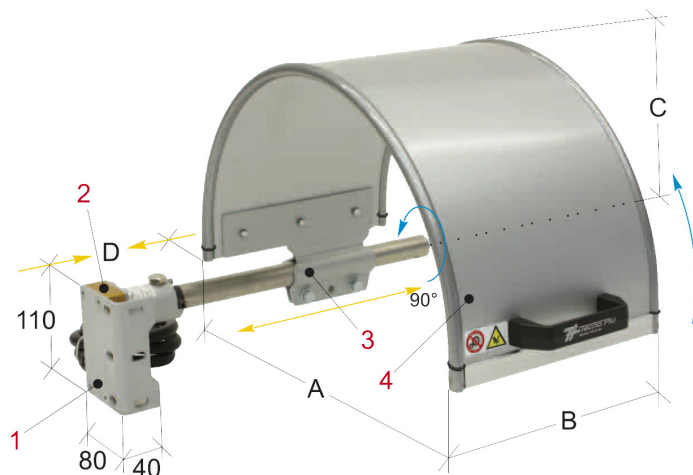
It is to be attached at the front side of the machine base or laterally, and it comes with a semicircular monolithic shield, which is adjustable near the machine head, and complete with a safety micro-switch.

- 1 Frontal and lateral anchorage stirrup
- 2 Safety microswitch box - rotating 90°, n.2 NC contacts
- 3 Adjustable shield mounting bracket with supporting arm - made of pressed steel
- 4 Monolithic shield - made of thick, shockproof and oil-resistant plastic material

|            | A   | B   | C   | D     | Weight | Art. no. | Price excl. VAT |
|------------|-----|-----|-----|-------|--------|----------|-----------------|
| PTO 02/300 | 300 | 200 | 200 | 0-200 | 3 kg   | 57-1062  | 328,-           |
| PTO 02/400 | 400 | 220 | 250 | 0-190 | 4,9 kg | 57-1064  | 340,-           |



## PTO 03 - Safety guard for lathe chuck



The shield shape makes it ideally suited to be positioned near the machine head. It is equipped with an "opaque" monolithic shield in composite material and available in different dimensions.


It is protecting the operator against direct contact with the chuck of the lathe and against splashes of lubricants and coolants and can be attached at the front side of the machine base or laterally.

It comes with a semicircular monolithic shield, which can be adjusted to near the machine head, and complete with a safety microswitch.

- 1 Frontal and lateral anchorage stirrup
- 2 Safety microswitch box - rotating 90°, n.2 NC contacts
- 3 Mounting bracket with supporting arm, made of steel
- 4 Monolithic shield of „opaque“ composite material: aluminium - hd polyethylene - aluminium

|            | A   | B   | C   | D     | Weight | Art. no. | Price excl. VAT |
|------------|-----|-----|-----|-------|--------|----------|-----------------|
| PTO 03/300 | 300 | 200 | 20  | 0-200 | 3,5 kg | 57-1066  | 269,-           |
| PTO 03/400 | 400 | 220 | 250 | 0-190 | 4,2 kg | 57-1068  | 283,-           |
| PTO 03/500 | 500 | 240 | 300 | 0-180 | 5 kg   | 57-1070  | 314,-           |

## PTO 04 - Safety guard for big lathe chuck



Exceptionally rugged design for chuck lathes up to Ø 1000 mm. It is equipped with a shield, which can be opened completely or partially.

It is available in different dimensions and preventing the operator against direct contact with the chuck of the lathe and against splashes of lubricants and coolants, as well as against contact with swarfs.

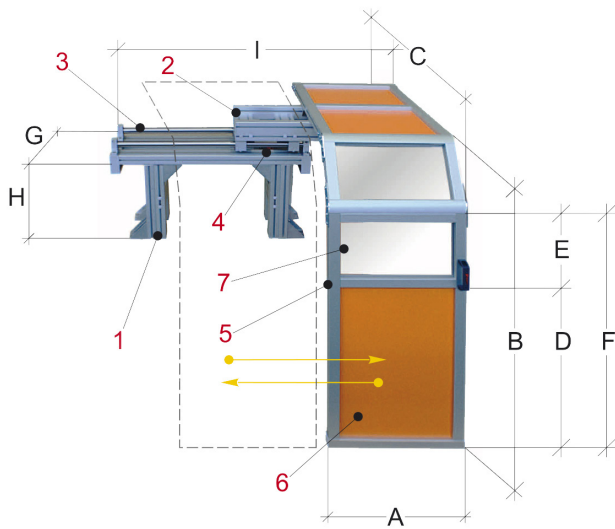
The strong supporting structure (1), which is fully adjustable in the x- and the y-axis, allows easy installation on the rear side of the machine and, if necessary, at the front side.

It comes with a semicircular shield, which is divided into two sections to allow opening of only the front side (6) or total opening by completely overturning it to the back. It is coming with double safety microswitches.

- 1 Anchorage and supporting structure of the shield, adjustable in the x- and y-axis
- 2-3 Safety microswitches for the two shield opening systems n. 2 NC contacts
- 4 Adjustable structure to support the shield on the lathe head
- 5 Shield made of aluminium sheet and profiles, completely overturnable to the back or lockable through a special system of its rotation axes
- 6 Front section of the shield designed for frequent opening during working operations

|            | A    | B   | C   | D       | E     | Weight  | Art. no. | Price excl. VAT |
|------------|------|-----|-----|---------|-------|---------|----------|-----------------|
| PTO 04/080 | 800  | 300 | 400 | 165-375 | 5-120 | 17,1 kg | 57-1072  | 881,-           |
| PTO 04/100 | 1000 | 350 | 500 | 265-475 | 5-70  | 19,7 kg | 57-1073  | 1.130,-         |
| PTO 04/120 | 1200 | 350 | 600 | 365-575 | 5-70  | 21,7 kg | 57-1074  | 799,-           |

## PTO 21 - Safety guard for big dimension lathe



Sliding shield for big sized lathes, designed to be fixed on the machine head, making the whole structure of the guard stable.

It is protecting the operator against direct frontal contact with rotating components of the chuck and against splashes of lubricants and coolants, as well as against shavings. The main feature of this safety guard is the sliding shield, which is located in a solid and light aluminium structure with four attachment points at the machine head, allowing to hold the shield in an overhanging position. The sliding shield has a wide visual, manufactured of a material, especially suitable to be used for safety guards.

This safety guard is available in different sizes, up to a chuck diameter of 800-1200 mm. It comes with a safety microswitch.

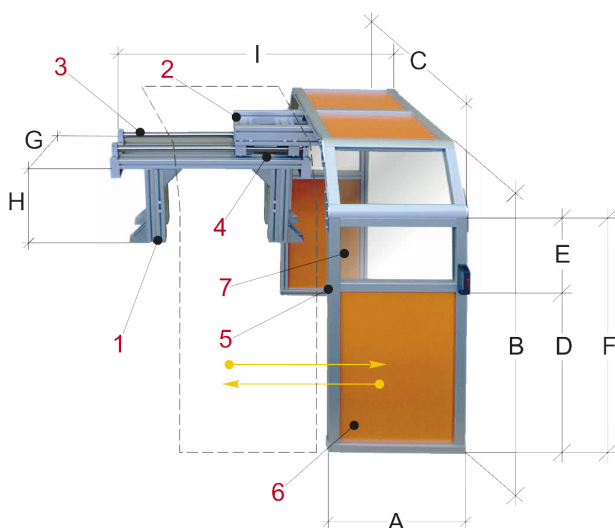
The structure can also be customized for still bigger chucks.

- 1 Support structure with steel guides
- 2 Sliding carriage with bearing
- 3 Double steel guide for carriage sliding
- 4 Interlocked microswitch
- 5 Removable aluminium frame
- 6 Steel-sheet protection panel
- 7 Polycarbonate transparent protection shield

\*S-models customized on request

|                    | A   | B    | C    | D   | E   | F    | G   | H       | I        | Art. no. | Price excl. VAT |
|--------------------|-----|------|------|-----|-----|------|-----|---------|----------|----------|-----------------|
| <b>PTO 21/0800</b> | 550 | 1000 | 1000 | 518 | 282 | 800  | 300 | 390-590 | 930-1490 | 57-1075  | 2.112,-         |
| <b>PTO 21/1200</b> | 550 | 1500 | 1400 | 918 | 282 | 1200 | 300 | 390-590 | 930-1490 | 57-1076  | 2.132,-         |
| <b>PTO 21/S*</b>   | ... | ...  | ...  | ... | 280 | ...  | 300 | ...     | ...      | ...      | ...             |

## PTO 22 - Safety guard for big dimension lathe



Sliding shield for big sized lathes, designed to be fixed on the machine head, making the whole structure of the guard stable.

It is protecting the operator against direct frontal contact with rotating components of the chuck and against splashes of lubricants and coolants, as well as against shavings. The main feature of this safety guard is the sliding shield, which is located in a solid and light aluminium structure with four attachment points at the machine head, allowing to hold the shield in an overhanging position. The sliding shield has a wide visual, manufactured of a material, especially suitable to be used for safety guards.

This safety guard is available in different sizes, up to a chuck diameter of 800-1200 mm. It comes with a safety microswitch.

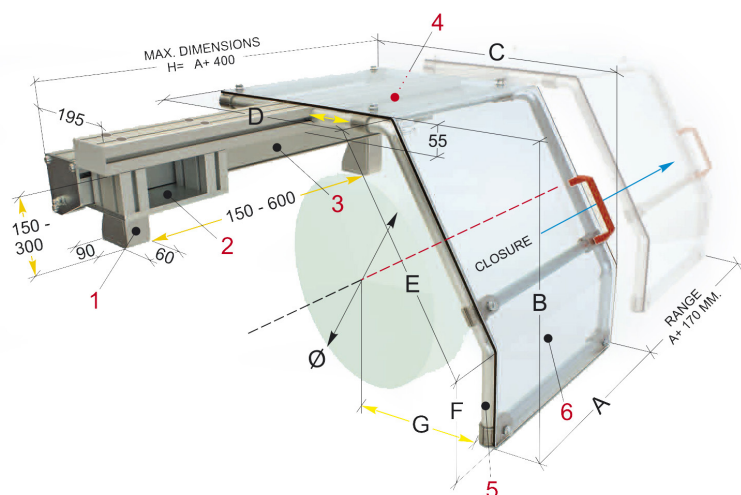
The structure can also be customized for still bigger chucks.

- 1 Support structure with steel guides
- 2 Sliding carriage with bearing
- 3 Double steel guide for carriage sliding
- 4 Interlocked microswitch
- 5 Removable aluminium frame
- 6 Steel-sheet protection panel
- 7 Polycarbonate transparent protection shield

|                    | A   | B    | C    | D   | E   | F    | G   | H       | I        | Art. no. | Price excl. VAT |
|--------------------|-----|------|------|-----|-----|------|-----|---------|----------|----------|-----------------|
| <b>PTO 22/0800</b> | 550 | 1000 | 1000 | 518 | 282 | 800  | 300 | 390-590 | 930-1490 | 57-1078  | 2.441,-         |
| <b>PTO 22/1200</b> | 550 | 1500 | 1400 | 918 | 282 | 1200 | 300 | 390-590 | 930-1490 | 57-1079  | 2.524,-         |
| <b>PTO 22/S*</b>   | ... | ...  | ...  | ... | 280 | ...  | 300 | ...     | ...      | ...      | ...             |

\*S-models customized on request

## PTO 20 - Sliding safety guard for lathe



Particularly solid and functional item, designed for the secure protection of the operator against moving parts of the lathe.

It is to be fixed on the machine head and it is protecting the operator from direct contact with rotating components of the chuck and against shavings and splashes of lubricants and coolants.

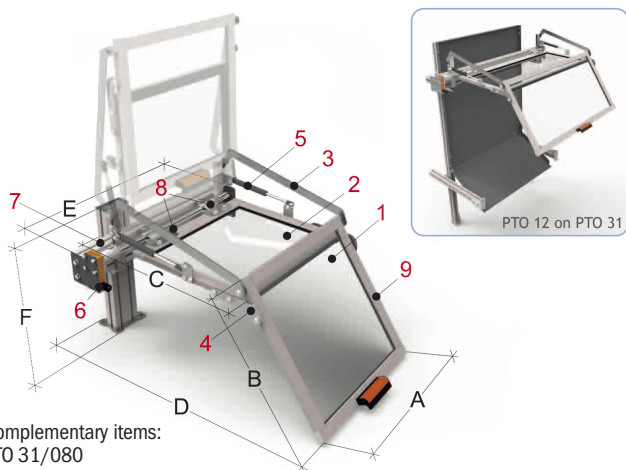
It is attachable at the machine head and equipped with a wide "visibility" sliding shield, with various adjustments for easy adaptation to many different machines.

It is available in three sizes, up to a chuck-diameter of 800 mm and comes complete with safety microswitch.

- 1 Anchorage stirrup with wide vertical adjustment
- 2 Sliding mobile protection support carriage
- 3 Auto carrying guide made of extruded aluminium, with the sliding system composed of tempered and rectified steel guides-bearings, placed in protected internal position
- 4 Safety microswitch with separated actuator - n. 2 NC contacts
- 5 Shield frame made of tubular steel and aluminium
- 6 Shield made of shockproof and oil-resistant plastic material of great thickness

|                   | Ø       | A   | B   | C    | D   | E   | F   | G       | Weight  | Art. no. | Price excl. VAT |
|-------------------|---------|-----|-----|------|-----|-----|-----|---------|---------|----------|-----------------|
| <b>PTO 20/400</b> | 400-500 | 450 | 430 | 655  | 480 | 350 | 125 | 280-540 | 26,6 kg | 57-1086  | 1.007,-         |
| <b>PTO 20/600</b> | 600-700 | 450 | 520 | 855  | 640 | 430 | 150 | 320-740 | 27,7 kg | 57-1087  | 1.049,-         |
| <b>PTO 20/800</b> | 800-900 | 450 | 640 | 1065 | 800 | 530 | 180 | 370-950 | 28,8 kg | 57-1088  | 1.225,-         |

## PT0 12 - Lathe carriage safety guard



Complementary items:  
PTO 31/080  
PTO 31/120  
PTO 31/160  
PTO 31/200

Important: when assembled on rear of the safety guard PTO31, specify the complete code. Example: PTO 12/085 Safety Guard with Shield L.850 mm with supporting profile for PTO 31/120

This safety guard is protecting the operator from direct contact with rotating components of the chuck and against splashes of lubricants and coolants, as well as against shavings.

Thanks to its anchoring base adjustable all along the axis of the shield support, the guard can be mounted at the rear side of the longitudinal carriage or directly on it. On request, because of adjustable stirrups provided, and the supporting rear profile of the right size (dimension to be communicated), the guard can be mounted even directly on rear protection PTO 31.

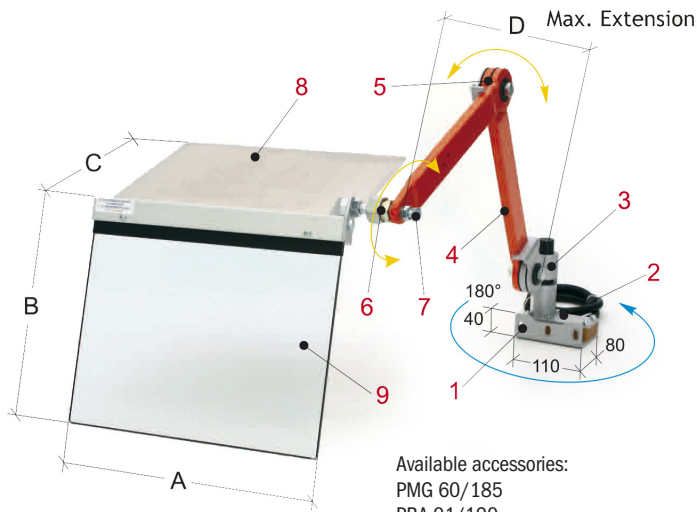
The shield is composed of two articulated parts which open vertically and are held by gas springs, keeping the tool freely accessible.  
Coming complete with a safety microswitch.

- 1 Front shield made of shockproof and oil resistant plastic material
- 2 Upper shield made of shockproof and oil resistant plastic material
- 3 Shield supporting arm
- 4 Stirrup for front shield rotation
- 5 Gas spring assembly
- 6 Safety microswitch main box - rotating 90°, n. 2 NC contacts
- 7 Supporting profile complete with stirrups
- 8 Clamps for shield and microswitch group connection
- 9 Adjustable anchorage base

|                   | A    | B   | C   | D   | E    | F   | Weight | Art. no. | Price excl. VAT |
|-------------------|------|-----|-----|-----|------|-----|--------|----------|-----------------|
| <b>PTO 12/045</b> | 450  | 450 | 400 | 760 | 630  | 500 | 14 kg  | ...      |                 |
| <b>PTO 12/085</b> | 850  | 450 | 400 | 760 | 1030 | 500 | 22 kg  | ...      |                 |
| <b>PTO 12/105</b> | 1050 | 450 | 400 | 760 | 1230 | 500 | 25 kg  | ...      |                 |
| <b>PTO 12/S*</b>  | ...  | 450 | 400 | 760 | ...  | ... | ...    | ...      |                 |

\*S-models customized on request

## PTO 10 - Lathe carriage safety guard



Available accessories:  
PMG 60/185  
PBA 01/190  
PBA 01/325  
PBA 02/325

This is a specific multi-adjustable item, to be installed on the longitudinal carriage. Combined with the chuck safety guard, it is allowing an excellent protection of the operator.

It is protecting the operator against direct contact with rotating components of the chuck and splashes of lubricants and coolants, as well as against shavings. It is attachable behind the longitudinal carriage. The shield, supported by articulated arms thanks to the ball socket joint, is freely adjustable and has an anti-shavings partition.

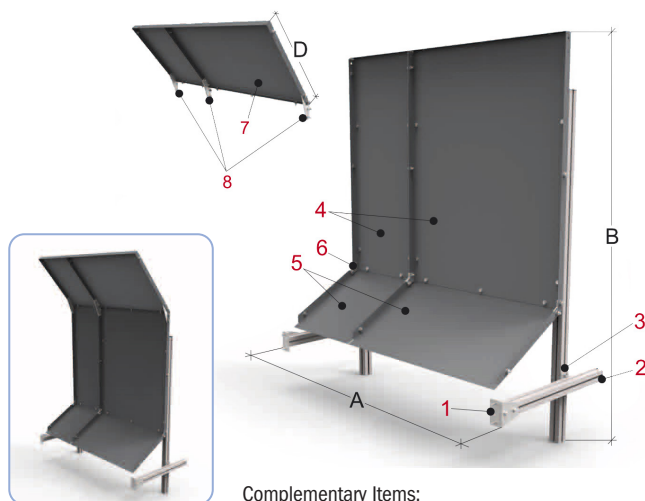
It is coming complete with a safety microswitch.

- 1 Frontal und lateral anchorage stirrup
- 2 Safety microswitch main box 180° rotation n. 2 NC contacts
- 3 Horizontal adjustment clamp
- 4 Articulated arms made of tubular steel
- 5 Rubbing articulation with friction disc
- 6 Ball and socket joint for shield orientation
- 7 Ball and socket joint release screws
- 8 Upper anti-shavings partition made of aluminium
- 9 Shield made of shockproof and oil-resistant plastic material

Note: Item PTO 11/435 has an articulated arm consisting of three elements.

|            | A   | B   | C   | D   | Weight | Art. no. | Price excl. VAT |
|------------|-----|-----|-----|-----|--------|----------|-----------------|
| PTO 10/350 | 350 | 300 | 280 | 550 | 6,6 kg | 57-1081  | 431,-           |
| PTO 10/435 | 400 | 350 | 310 | 550 | 7 kg   | 57-1083  | 368,-           |
| PTO 11/435 | 400 | 350 | 310 | 800 | 8,6 kg | 57-1084  | 527,-           |

## PTO 31 - Rear safety guard for lathe



Complementary Items:  
PTO 12/...  
PTO 31/.../T

Modular system for rear protection and for shavings containment. Protecting the operator against direct contact with rotating parts accessible from the rear side of the machine and against splashes of lubricants and coolants, as well as against shaving.

It is attachable at the lower side of the base and of the ground by a system of adjustable arms made of aluminium structural profile. The protective sheet steel is divided in two separate parts to reduce space requirements in transport. Available (on request) item PTO 31/.../T with inclined roof, for greater upper protection, if required. The structure is compatible with safety guard PTO12/...

Important: the installation with safety guard PTO12 is not compatible with assembly of roof PTO31/.../T.

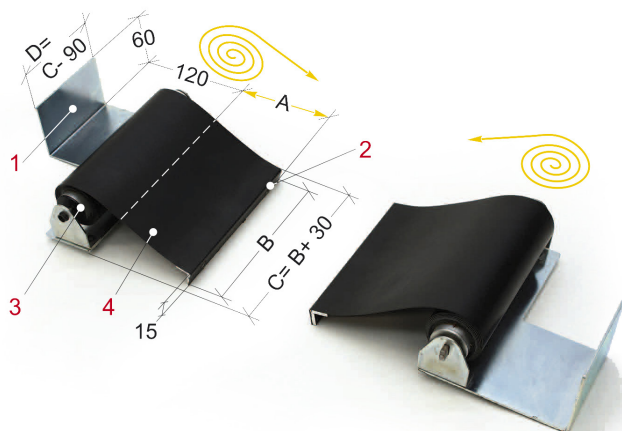
- 1 Anchorage stirrup
- 2 Adjustable supporting arms made of aluminium profile
- 3 Supporting „cross“ stirrup made of sheet steel
- 4 Modular central panels made of sheet steel
- 5 Modular lower panels made of sheet steel
- 6 Angular stirrups
- 7 Modular upper panels made of sheet steel
- 8 Angular supporting stirrups

|            | A    | B    | C   | Art. no. | Price excl. VAT |              | A    | D   | Art. no. | Price excl. VAT |
|------------|------|------|-----|----------|-----------------|--------------|------|-----|----------|-----------------|
| PTO 31/040 | 400  | 1200 | 600 | 57-1089  | 390,-           | PTO 31/040/T | 400  | 550 | ...      |                 |
| PTO 31/080 | 800  | 1200 | 600 | 57-1090  | 343,-           | PTO 31/080/T | 800  | 550 | ...      |                 |
| PTO 31/120 | 1200 | 1200 | 600 | 57-1091  | 527,-           | PTO 31/120/T | 1200 | 550 | ...      |                 |
| PTO 31/160 | 1600 | 1200 | 600 | 57-1092  | 668,-           | PTO 31/160/T | 1600 | 550 | ...      |                 |
| PTO 31/200 | 2000 | 1200 | 600 | ...      | On              | PTO 31/200/T | 2000 | 550 | ...      |                 |
| PTO 31/S*  | ...  | 1200 | 600 | ...      | request         | PTO 31/S/T*  | ...  | 550 | ...      |                 |

\*S-models customized on request



## PAT 01 - Roll-up safety guard for lathe advancing bars



Note: the extremity, equipped with the sliding roll, must be fixed onto the base side

Made of two units of self-rolling-up rolls, with tear and oil-resistant thread. Designed for protecting the operator against the machine advancing bars.

The item is created for the frontal "segregation" of the lathe mother screw and the advancing bars. It is protecting the operator against direct contact with moving parts and avoiding the possibility of "snagging" of working garments. Made up of two units to be fixed to the two extremities of the longitudinal carriage, equipped with a particular self-sliding roll, operated from the inside by multiple springs.

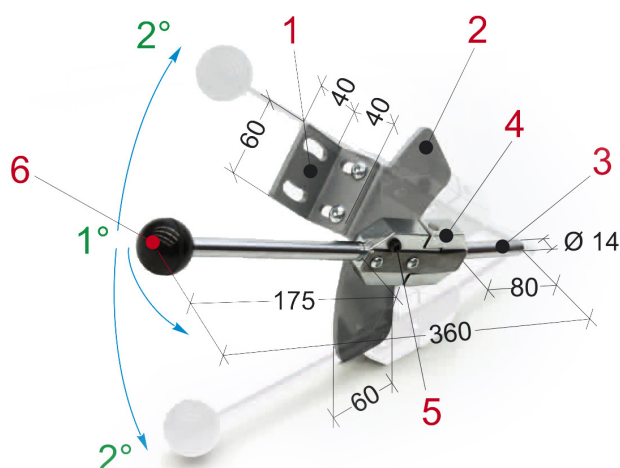
The protective ribbon is made of spread textile material and is resistant to coolants and abrasions. Each unit is purposely designed for its side of the carriage and is equipped with appropriate anchorage stirrups.

During movement of the longitudinal carriage, the two units self-roll and unroll, constantly "segregating" the lathe mother screw and the advancing bars.

- 1 Base-side angular anchorage stirrups made of pressed steel
- 2 Carriage-side angular anchorage stirrups made of aluminium
- 3 Self retracting by internal torsion spring. The roll is made of steel and aluminium
- 4 Protective ribbon made of spread technical tread

|            | A    | B   | C   | D   | Art. no. | Price excl. VAT |
|------------|------|-----|-----|-----|----------|-----------------|
| PAT 01/120 | 1200 | 150 | 180 | 90  | 57-1105  | 562,-           |
| PAT 01/150 | 1500 | 200 | 230 | 140 | 57-1106  | 621,-           |
| PAT 01/200 | 2000 | 200 | 230 | 140 | 57-1107  | 787,-           |
| PAT 01/300 | 3000 | 250 | 280 | 190 | 57-1108  | 979,-           |

## PLT 02 - Lathe safety lever



Double-movement universal device, for the insertion of chuck rotation. Provided in a single piece, to be installed as a replacement for one of the two original levers. It allows the activation of chuck rotation, performing a forced "double movement" manoeuvre.

Suitable for installation on machines with one or two levers. Provided in a single piece, to replace only one of the two original machine levers, normally identified as the most frequently used one, while the original remaining lever remains operational only for disconnection. Equipped with a universal levelling plate where a hole has to be made that is corresponding to the central "neutral" position. In this way, the safety bolt on the joint are entering into the hole, which in turn, in case of involuntary activation, is setting the lever locking.

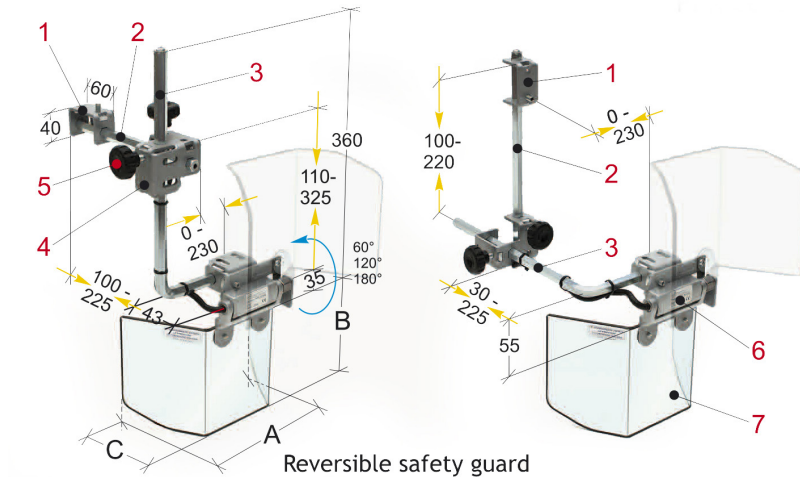
Activation of the chuck rotation occurs by performing in sequence: movement 1° and subsequently movement 2°  
- Disconnection occurs by directly performing movement 2° until the introduction of the safety bolt into the locking hole.

- 1 Adjustable angular anchorage stirrup made of pressed steel
- 2 Levelling plate, to insert the locking pivot made of pressed steel
- 3 Shaft to be inserted in the original joint of the chuck bar, made of steel
- 4 Joint equipped with safety pivot and recall spring made of steel
- 5 Adjustable safety bolt
- 6 Manoeuvre lever equipped with round knob

|            | Weight | Art. no. | Price excl. VAT |
|------------|--------|----------|-----------------|
| PLT 02/360 | 1,9 kg | 57-1111  | 335,-           |



## PFR 20 - Safety guard for small mills and similar mashines



Exclusive item supported by adjustable hexagonal arms. Equipped with a vertically opening shield and with a microswitch integrated in the rotation hinge.

Protects the operator against direct contact with rotating parts of the vertical spindle and against splashes of lubricants and coolants, as well as against shavings.

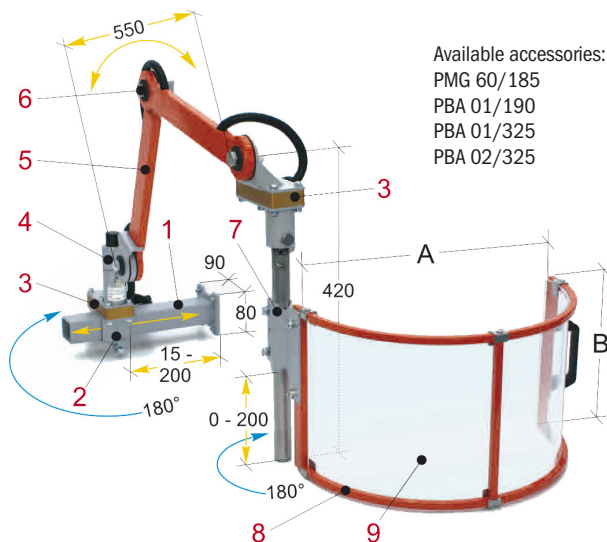
The shield is equipped with an innovative vertical "spring" opening system in the 60°- 120°- 180° positions, supported by widely-adjustable hexagonal arms, reversible between themselves to make available various fixing configurations.

The safety microswitch is integrated in the special hinge that is supporting the shield.

- 1 Anchorage stirrup made of presse steel
- 2 Straight support arm made of hexagonal steel
- 3 Angular support arm made of hexagonal steel
- 4 „Cross“ clamps for arm adjustment in pressed steel
- 5 „Cross“ clamps adjustment knobs
- 6 Shield support hinge with integrated microswitch - n. 2 NC contacts
- 7 Semi hexagonal shield made of shockproof and oil-resistant plastic material

|            | A   | B   | C   | Weight | Art. no. | Price excl. VAT |
|------------|-----|-----|-----|--------|----------|-----------------|
| PFR 20/218 | 250 | 180 | 110 | 3,1 kg | 57-1152  | 428,-           |
| PFR 20/320 | 300 | 200 | 125 | 3,2 kg | 57-1154  | 393,-           |

## PFR 01 - Adjustable safety guard for universal mills



Note:  
Specify the mounting side by adding the suffix: /SX = Left or /DX = Right

Classic universal safety guard with articulated arms.

The rubbing articulations make it particularly versatile and able for immediate placement.

It is protecting the operator against direct contact with rotating parts of the vertical spindle and against shavings and splashes of lubricants and coolants.

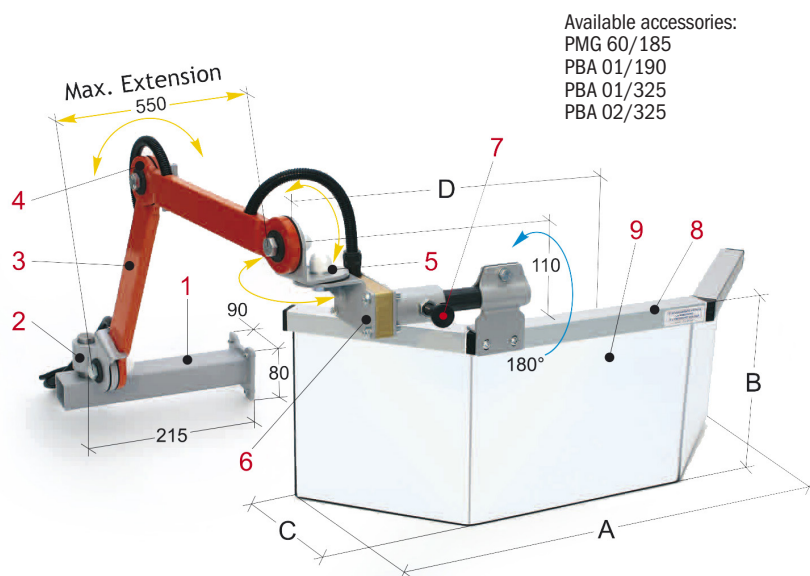
It is attachable on the base flank, equipped with semi-circular shield with double opening system:

- 1= shield openable horizontally on its axis
- 2= "swinging" total off the safety guard, outside the working area - Complete with double safety microswitch.

- 1 Leveling anchorage stirrup made of tubular steel
- 2 Depth-adjustable safety guard support
- 3 Safety microswitch main box, rotating 180°, n. 2 NC contacts
- 4 Horizontal adjustment clamp
- 5 Articulated arms made of tubular steel
- 6 Rubbing articulation with friction disc
- 7 Shield-arm connection clamp made of pressed steel
- 8 Shield frame made of tubular steel
- 9 Thermo formed shield made of shockproof and oil-resistant plastic material

|               | A   | B   | Weight  | Art. no. | Price excl. VAT |
|---------------|-----|-----|---------|----------|-----------------|
| PFR 01/300/.. | 300 | 200 | 9,5 kg  | 57-1120  | 690,-           |
| PFR 01/400/.. | 400 | 235 | 9,8 kg  | 57-1123  | 698,-           |
| PFR 01/500/.. | 500 | 235 | 10,1 kg | 57-1126  | 717,-           |
| PFR 01/600/.. | 600 | 235 | 10,4 kg | 57-1129  | 692,-           |

## PFR 03 - Multi-adjustable safety guard for universal mills



Available accessories:  
PMG 60/185  
PBA 01/190  
PBA 01/325  
PBA 02/325

Universal safety guard with rubbing articulated arms. Practical and manageable.

Suitable for frequent changes of operation. It is protecting the operator against direct contact with rotating parts of the vertical spindle and against splashes of lubricants and coolants, as well as against shavings.

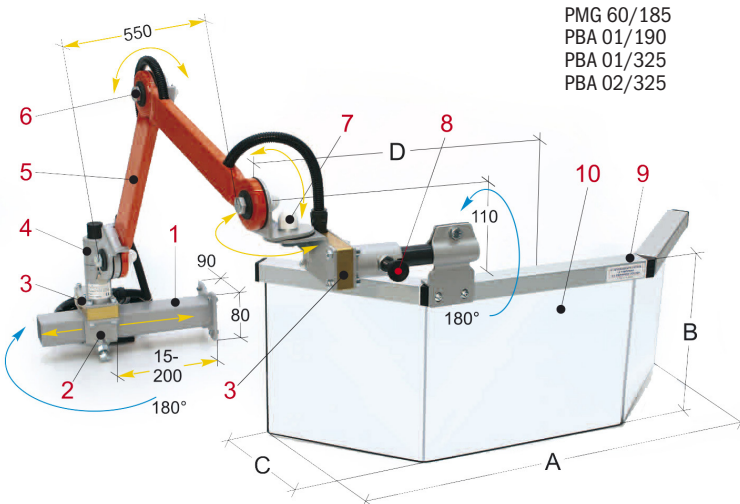
It is attachable to the base flank, equipped with a wide "visibility" shield with a vertical opening system and a position-unlocking knob. Complete with safety microswitch.

- 1 Levelling anchorage stirrup made of tubular steel
- 2 Horizontal adjustment clamp
- 3 Articulated arms made of tubular steel
- 4 Rubbing articulation with friction disc
- 5 Angular junction for the vertical turnover of the shield
- 6 Safety microswitch main box rotating 180°, n. 2 NC contacts
- 7 Shield opening unlocking knob
- 8 Shield frame made of aluminium profile
- 9 Shield made of shockproof and oil-resistant plastic material

Note: Specify the mounting side by adding the suffix: /SX = Left - /DX = Right

|               | A   | B   | C   | D   | Weight | Art. no. | Price excl. VAT |
|---------------|-----|-----|-----|-----|--------|----------|-----------------|
| PFR 03/625/.. | 625 | 250 | 170 | 405 | 8,9 kg | 57-1134  | 561,-           |
| PFR 03/730/.. | 725 | 300 | 200 | 430 | 9,4 kg | 57-1135  | 640,-           |

## PFR 02 - Multi-adjustable safety guard for universal mills



Available accessories:  
PMG 60/185  
PBA 01/190  
PBA 01/325  
PBA 02/325

Thanks to the proven system of rubbing articulated arms, it is the only one to be truly, versatile and manageable.

Suitable for frequent changes of operation, it is protecting the operator against direct contact with rotating parts of the vertical spindle and against splashes of lubricants and coolants, as well as against shavings.

Attachable to the base flank, equipped with a wide "visibility" shield and a double opening system:

1= shield openable vertically with position-locking knob.  
2= "swinging" totally off the safety guard, outside the working area.


Complete with a double safety microswitch.

- 1 Levelling anchorage stirrup made of tubular steel
- 2 Depth-adjustable safety guard support
- 3 Safety microswitch main box, rotating 180°, n. 2 NC contacts
- 4 Horizontal adjustment clamp
- 5 Articulated arms made of tubular steel
- 6 Rubbing articulation with friction disc
- 7 Angular junction for the vertical turnover of the shield
- 8 Shield opening unlocking knob
- 9 Shield frame made of aluminium profile
- 10 Shield in plastic shockproof and oil-resistant material

Note: Specify the mounting side by adding the suffix: /SX = Left - /DX = Right

|               | A   | B   | C   | D   | Weight  | Art. no. | Price excl. VAT |
|---------------|-----|-----|-----|-----|---------|----------|-----------------|
| PFR 02/625/.. | 620 | 250 | 170 | 405 | 10,4 kg | 57-1132  | 768,-           |
| PFR 02/730/.. | 725 | 300 | 200 | 430 | 10,9 kg | 57-1133  | 797,-           |

## PMG 60 - Balance kit



Attention: Arm not included



Note: Thanks to its auto-suspension effect, the use of the PMG 60/185 Kit contributes to a better functionality of the additional arm kits: PBA 01/190 - PBA 01/325.

Complete kit for increase in manoeuvrability of all safety guards with articulated arms.

Ideal for frequent changes in operation. Allows an increase in manoeuvrability of all safety guards originally equipped with an articulated arms support system. Complete with all necessary accessories and bolts, including the support clamp (1).


The kit is equipped with a gas spring (2), charged with a force of 60 kp (average value to understand a good part of the cases of use), axially adjustable along the articulated arm, thanks to the particular clamp (3), this determines the operation range of the spring, corresponding to an angle of about 40°.

The effect of the springs auto-suspension implies a reduced clamping of the first joint, (obviously the most subject to the effects of gravity) with consequent reduced physical force for the adjustment and smaller mechanical stress of the component.

- 1 Gas spring support clamp
- 2 Gas spring loaded to 60 Kg
- 3 Connection clamp with articulated arm, made of pressed steel

|            | A   | Weight | Art. no. | Price |
|------------|-----|--------|----------|-------|
| PMG 60/185 | 185 | 0,9 kg | 57-1143  | 92,-  |

## PBA 01/02 - Additional articulated arms kits



Available accessories:  
the balancing kit with spring: PMG 60/185 is designed to better support heavy safety guards and to facilitate frequent vertical adjustments, therefore achieving an increase in the holding of the first arm. Complete with double safety microswitch.

Complete kits proposed for the expansion of the range of action of all the safety guards equipped with rubbing articulated arms.

Available in various configurations. It is increasing the shields range of action of all items originally equipped with the articulated arms support system.

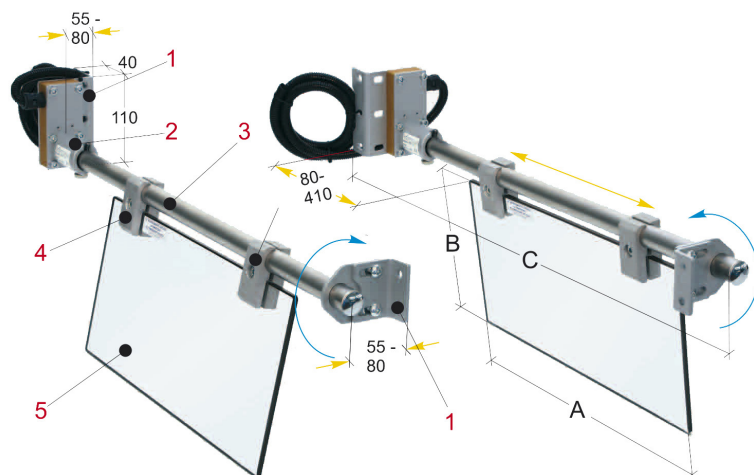
Complete with all the necessary accessories and bolts, it is available in three versions, according to the range and the rigidity requested:

PBA 01/190 = Simple articulated arm, wheel base 190 mm.  
PBA 01/325 = Simple articulated arm, wheel base 325 mm.  
PBA 02/325 = Reinforced articulated arm (composed of two side by side arms) wheel base 325 mm.

- 1 Friction disc 60 mm - made of pressed brake lining
- 2 Joint opposition plate - made of pressed steel
- 3 Additional articulated arm - made of tubular and discs in welded steel

|            | A   | Weight | Art. no. | Price |
|------------|-----|--------|----------|-------|
| PBA 01/190 | 190 | 0,9 kg | 57-1140  | 63,-  |
| PBA 01/325 | 325 | 1,1 kg | 57-1141  | 77,-  |
| PBA 02/325 | 325 | 1,9 kg | 57-1142  | 89,-  |

## PFR 10 - Safety guard for horizontal slide mills



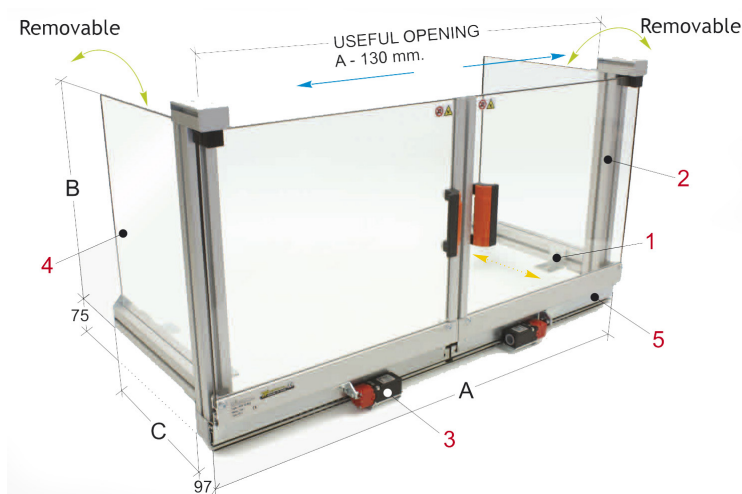
Item composed of two mirrored elements, to be installed on the sides of the horizontal slide. Equipped with easy adjustments for a frequent change of operation.

Protecting the operator against direct contact with the horizontal shaft-spindle and its parts placed in rotation and accessible from the two sides of the machine (the frontal "segregation" of the dangerous parts is excluded), in addition to the protection against shavings splashes of lubricants and coolants. Horizontally attachable at the two sides of the slide. Equipped with axially and radially adjustable shields, shapeable if needed for possible interference with the equipment in use. Equipped with a double safety microswitch.

- 1 Adjustable angular stirrups, for microswitch box anchorage and support of the horizontal arm made of pressed steel
- 2 Safety microswitch main box with rotating 180°, n. 2 NC contacts
- 3 Horizontal shield supporting arm made of tubular stainless steel
- 4 Fixing clamps for the axial and radial adjustment of the shield made of aluminium
- 5 Shield made of shockproof and oil-resistant plastic material

|            | A   | B   | C   | Weight | Art. no. | Price excl. VAT |
|------------|-----|-----|-----|--------|----------|-----------------|
| PFR 10/420 | 400 | 200 | 830 | 8,5 kg | 57-1146  | 588,-           |
| PFR 10/430 | 400 | 300 | 830 | 8,8 kg | 57-1148  | 501,-           |
| PFR 10/530 | 500 | 300 | 930 | 9,1 kg | 57-1150  | 567,-           |

## PFR 30 - Perimeter safety guard to install on the table



Equipped with two completely opening sliding doors and removable lateral panels. Also customized on request.

Protecting the operator against direct contact with rotating parts of the spindle, against shavings and against splashes of lubricants and coolants.

Attachable on the perimeter of the machine table. Equipped with two "completely opening" sliding doors on ball guides, made of thick plastic material, "shapeable" for potential vice passage.

The lateral panels are removable for an easier handling and processing of long pieces. Complete with double safety microswitch.

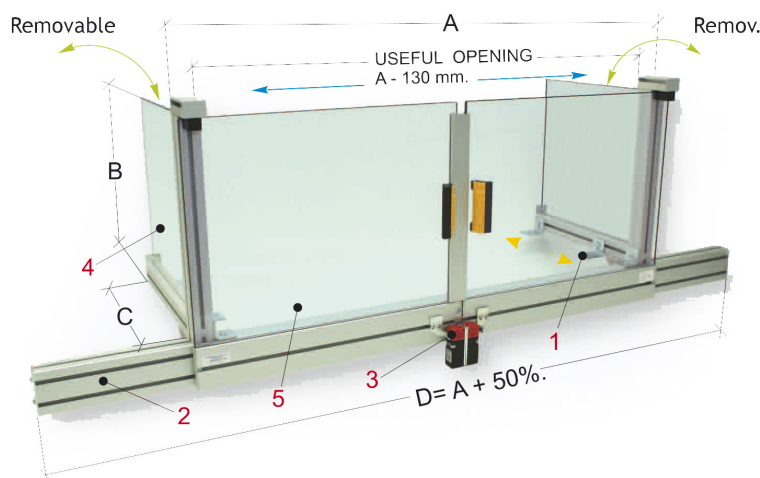
- 1 Angular anchorage stirrup made of pressed steel
- 2 Perimeter structure - made of aluminium profile
- 3 Safety microswitches with separated actuator - n. 2 NC contacts
- 4 Removable lateral panels - made of shockproof and oil-resistant plastic material
- 5 Sliding ball guides, with excursion equal to their length

|            | A    | B   | C   | Weight  | Art. no. | Price excl. VAT |
|------------|------|-----|-----|---------|----------|-----------------|
| PFR 30/545 | 1000 | 450 | 350 | 15,9 kg | 57-1156  | 978,-           |
| PFR 30/650 | 1200 | 500 | 400 | 18,9 kg | 57-1157  | 1.003,-         |
| PFR 30/755 | 1400 | 550 | 450 | 23 kg   | 57-1158  | 1.081,-         |
| PFR 30/860 | 1600 | 600 | 500 | 25 kg   | 57-1159  | 1.215,-         |
| PFR 30/S*  | ...  | ... | ... | ...     | 57-1160  |                 |

\*S-models customized on request



## PFR 40 - Perimeter safety guard to install on the table



\*S-models customized on request

Equipped with two completely opening sliding doors and removable lateral panels. Also customized on request.

Protecting the operator against direct contact with rotating parts of the spindle and against shavings and splashes of lubricants and coolants.

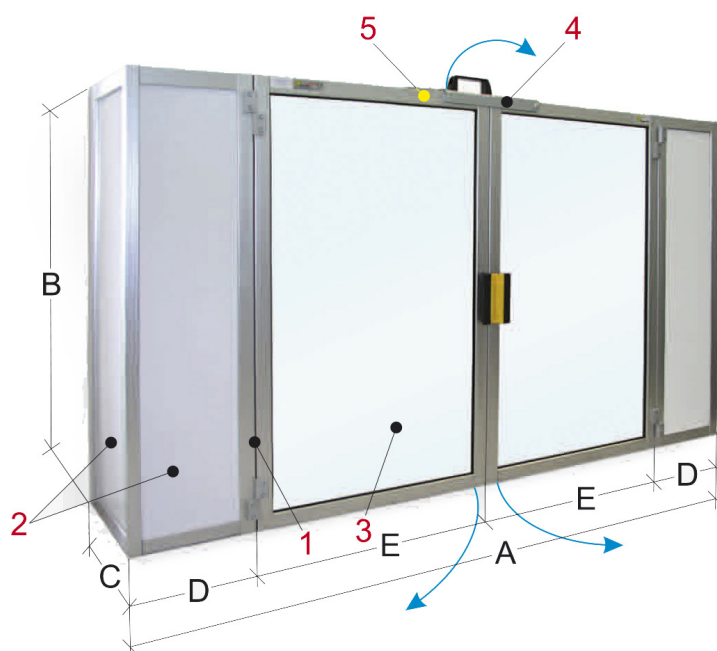
Equipped with two "completely" opening doors, sliding on Polyethylene "skates", made of thick plastic material, "shapeable" for potential vice passage.

Complete with double safety microswitch.

- 1 Angular anchorage stirrup made of pressed steel
- 2 Perimeter structure - made of aluminium profile
- 3 Safety microswitches with separated actuator - n. 2 NC contacts
- 4 Removable lateral panels - made of shockproof and oil-resistant plastic material
- 5 Front panels

|            | A    | B   | C   | D    | Weight | Art. no. | Price excl. VAT |
|------------|------|-----|-----|------|--------|----------|-----------------|
| PFR 40/545 | 1000 | 450 | 350 | 1500 | 20 kg  | 57-1161  | 1.076,-         |
| PFR 40/650 | 1200 | 500 | 400 | 1800 | 24 kg  | 57-1162  | 1.174,-         |
| PFR 40/755 | 1400 | 550 | 450 | 2100 | 28 kg  | 57-1163  | 1.208,-         |
| PFR 40/860 | 1600 | 600 | 500 | 2400 | 32 kg  | 57-1164  | 1.273,-         |
| PFR 40/S*  | ...  | ... | ... | ...  | ...    | 57-1165  |                 |

## PFR 50 - Perimeter safety guard to install on the table



Classic universal safety guard with articulated arms. The rubbing articulations make it particularly versatile and able for immediate placement. Protecting the operator against contact with rotating spindle parts and against shavings and splashes of lubricant and coolants.

Made according to the measurements of the machine table, to which it will be mounted with the appropriate stirrups.

Made from an external structure in aluminium outline, two central doors, with "knocker" opening and a "compass" locking system, they are dressed in transparent, shockproof and oil-resistant plastic material, while the lateral fixed structures are dressed in "blind" stratified plastic laminate. Complete with safety microswitch.

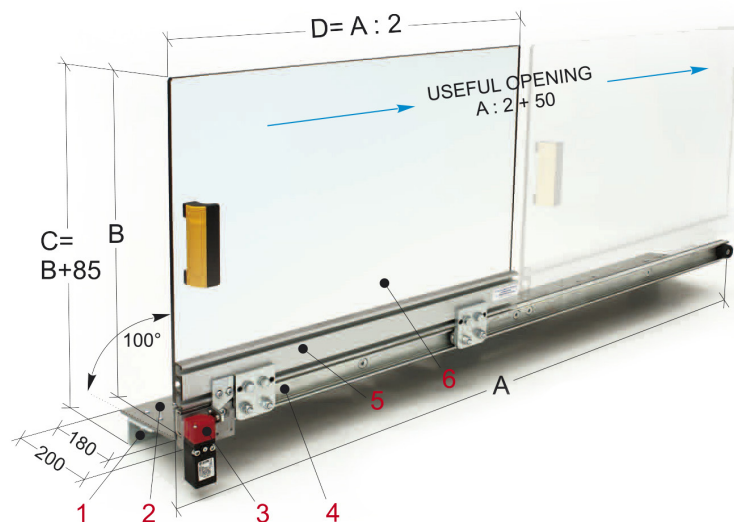
- 1 Perimeter structure - made of aluminium profile
- 2 Lateral panel - made of stratified shockproof and oil-resistant plastic laminate
- 3 Knocker doors - made of transparent shockproof and oil-resistant plastic material
- 4 Safety closure with "compass" system
- 5 Safety microswitches with separated actuator - n. 2 NC contacts

|           | A   | B   | C   | D   | Weight | Art. no. | Price excl. VAT |
|-----------|-----|-----|-----|-----|--------|----------|-----------------|
| PFR 50/S* | ... | ... | ... | ... | ...    | ...      |                 |

\*S-models customized on request



## PRE 01 - Safety guard for universal and surface grinders



\*S-models customized on request

Equipped with sliding door on a steel guide and tempered bearings. Supported by the inclined structure used for liquid collection.

Also customized on request.

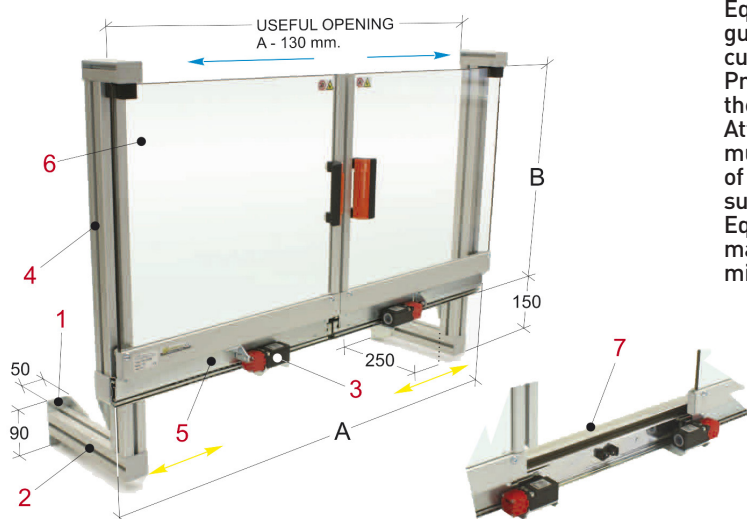
Protecting the operator against direct contact with rotating parts of the grindstone and against splashes of lubricants and coolants. It is attachable to the machine by solid inclined sheet metal, and also used for liquid collection. Equipped with a sliding door made in thick shockproof plastic material, sliding on steel guides and positioned externally.

Complete with safety microswitch.

- 1 Angular anchorage stirrups
- 2 Inclined support sheet metal made of sheet steel
- 3 Safety microswitch with separated actuator with n. 2 NC contacts
- 4 Steel sliding guide with tempered bearings
- 5 Shield support structure made of aluminium profile
- 6 Shield made of shockproof and oil-resistant thick plastic material

|            | A    | B   | Weight  | Art. no. | Price excl. VAT |
|------------|------|-----|---------|----------|-----------------|
| PRE 01/650 | 1200 | 500 | 16,5 kg | 57-1262  | 702,-           |
| PRE 01/860 | 1600 | 600 | 20,5 kg | 57-1263  | 787,-           |
| PRE 01/S*  | ...  | ... | ...     | 57-1264  |                 |

## PRE 10 - Safety guard for universal and surface grinders



Equipped with two sliding doors on telescopic total-opening ball guides. Available with double anchorage system. Also customized on request.


Protects the operator from direct contact with rotating parts of the grindstone and from the projection of lubricant-coolant. Attachable to the fix base of the machine with two horizontally multi-adjustable supports, (point 2) that allow an anchorage of the guard from the bottom side (as shown) or frontally. The supports are also easily shortened if necessary. Equipped with two „total opening“ sliding doors on ball guides, made in thick plastic material. Complete with double safety microswitch.

- 1 Angular anchorage stirrup made of pressed steel
- 2 Multi-adjustable support structure, with two different attachment systems
- 3 Safety microswitch with separated actuator n. 2 NC contacts
- 4 Perimeter structure - made of aluminium profile
- 5 Sliding ball guides, with excursion equal to their length
- 6 Shield made of shockproof and oil-resistant thick plastic material
- 7 Inner inclined structure for lubricant liquid collection - made of aluminium sheet

|            | A    | B   | Weight  | Art. no. | Price excl. VAT |
|------------|------|-----|---------|----------|-----------------|
| PRE 10/550 | 1000 | 510 | 14,7 kg | 57-1265  | 758,-           |
| PRE 10/655 | 1200 | 560 | 17,5 kg | 57-1266  | 837,-           |
| PRE 10/860 | 1600 | 660 | 21,6 kg | 57-1267  | 987,-           |
| PRE 10/S*  | ...  | ... | ...     | 57-1268  |                 |

\*S-models customized on request

## PTR-B - Adjustable safety guard round for drilling machines



Safety guard with telescopic shield and vertical adjustment possibilities.

Equipped with 180° rotation and safety microswitch. Protecting the operator against direct frontal contact with rotating components of the spindle, of the tool and against shavings and splashes of lubricants and coolants. It is attachable to the left side of the machine.

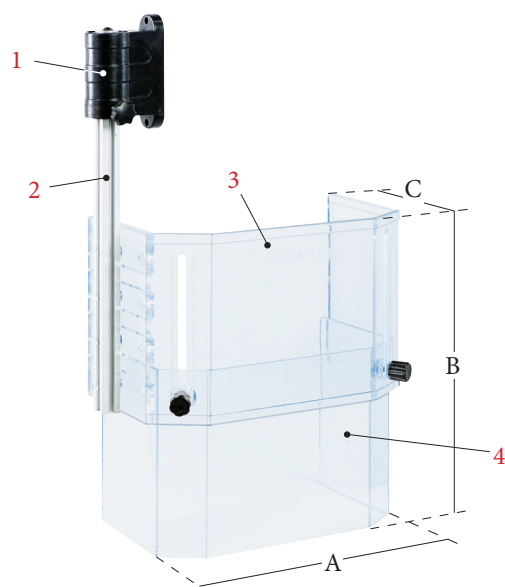
The main function is the two-piece safety glass, vertically adjustable (refer to dimension „B“). The shield is opening laterally with 180° rotary movement, allowing easy access for tool change.

Complete with safety microswitch.

- 1 Bracket with limit switch
- 2 Guide bar made of aluminium
- 3 Adjustable protection cover
- 4 Fixed protection cover

|                             | A   | B         | C   | Weight  | Art. no. | Price excl. VAT |
|-----------------------------|-----|-----------|-----|---------|----------|-----------------|
| <b>PTR-B size 1 / 230 V</b> | 95  | 104 - 175 | 70  | 0,35 kg | 57-1000  | 65,-            |
| <b>PTR-B size 1 / 400 V</b> | 95  | 104 - 175 | 70  | 0,35 kg | 57-1000A | 65,-            |
| <b>PTR-B size 2 / 230 V</b> | 130 | 148 - 260 | 100 | 0,55 kg | 57-1001  | 78,-            |
| <b>PTR-B size 2 / 400 V</b> | 130 | 148 - 260 | 100 | 0,55 kg | 57-1001A | 78,-            |

## PTR-C - Adjustable safety guard for drilling and drilling and milling machines



Safety guard with telescopic shield and vertical adjustment possibilities.

Equipped with 180° rotation and safety microswitch. Protecting the operator against direct frontal contact with rotating components of the spindle, of the tool and against shavings and splashes of lubricants and coolants. It is attachable to the left side of the machine.

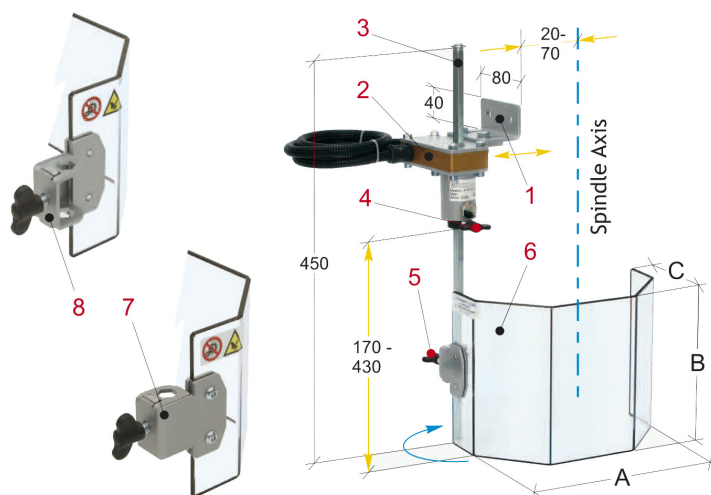
The main function is the two-piece safety glass, vertically adjustable (refer to dimension „B“). The shield is opening laterally with 180° rotary movement, allowing easy access for tool change.

Complete with safety microswitch.

- 1 Bracket with limit switch
- 2 Guide bar made of aluminium
- 3 Fixed protection cover
- 4 Adjustable protection cover

|                     | A   | B         | C   | Weight | Art. no. | Price excl. VAT |
|---------------------|-----|-----------|-----|--------|----------|-----------------|
| <b>PTR-C size 1</b> | 174 | 120 - 190 | 134 | 0,7 kg | 57-1010  | 106,-           |
| <b>PTR-C size 2</b> | 210 | 145 - 250 | 155 | 1,1 kg | 57-1011  | 125,-           |
| <b>PTR-C size 3</b> | 273 | 175 - 300 | 148 | 1,3 kg | 57-1012  | 137,-           |

## PTR 02 - Safety guard for drills and radial drills



Solid and versatile, this is the only one with double shield adjustment. Suitable for installation on traditional drills, pantographs and similar machines.

Protecting the operator against direct frontal contact with rotating spindle parts and against shavings and splashes of lubricants and coolants. It is attachable to the left side of the machine.

The semi-octagonal shield can be adjusted vertically by two different systems: shield-arm group, adjustable through the microswitch group (4) – the shield is adjustable through the arm (5).

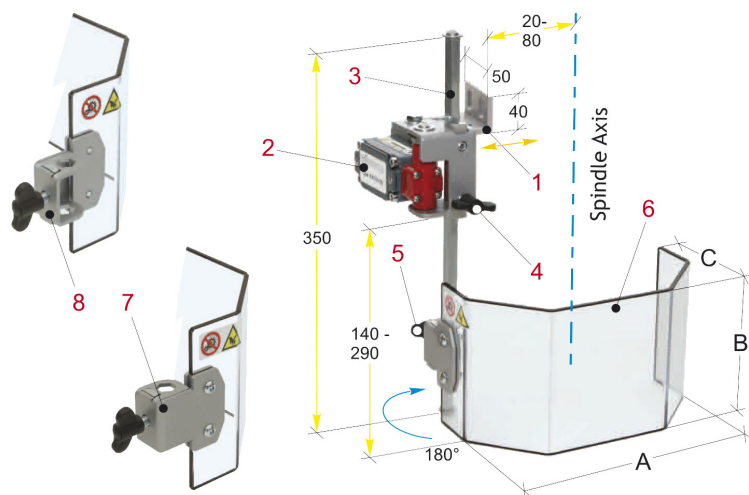
The shield support clamp can be placed inside (7) or outside (8), allowing a wide range of horizontal adjusting.

Complete with safety microswitch.

- 1 Anchorage stirrup – made of pressed steel
- 2 Safety microswitch main box – rotating 180°, n. 2 NC contacts
- 3 Shield support vertical arm – made of hexagon steel
- 4 Arm-shield adjustment knob as regard the microswitch group
- 5 Shield adjustment knob as regard the supporting arm
- 6 Semi-octagonal shield made of Polycarbonate

|            | A   | B   | C   | Weight | Art. no. | Price excl. VAT |
|------------|-----|-----|-----|--------|----------|-----------------|
| PTR 02/130 | 230 | 130 | 115 | 2,5 kg | 57-1200  | 252,-           |
| PTR 02/180 | 230 | 180 | 115 | 2,6 kg | 57-1202  | 254,-           |

## PTR 04 - Safety guard for medium-small drills



Small item, the only one with a double shield adjustment. Suitable to be used on drills, bench drills and similar machines.

Protecting the operator against direct frontal contact with rotating spindle parts and against shavings and splashes of lubricant and coolants. It is attachable to the left side of the machine.

The semi-octagonal shield can be adjusted vertically by two different systems: shield-arm group, adjustable through the self-bearing microswitch (4) – the shield is adjustable through the arm (5).

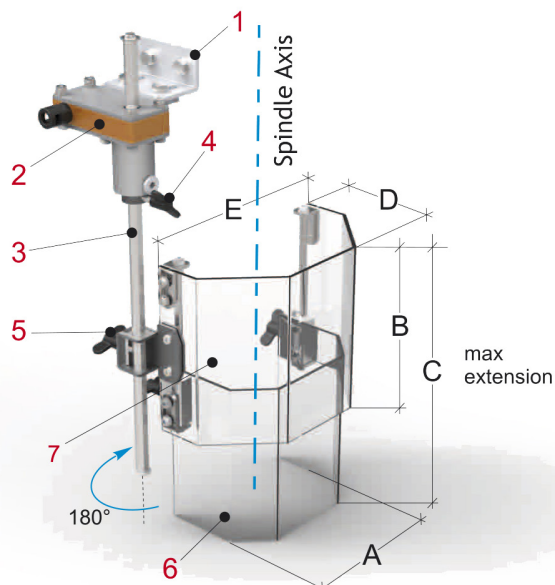
The shield support clamp can be placed inside (7) or outside (8), allowing a wide range of horizontal adjusting.

Complete with safety microswitch.

- 1 Anchorage stirrup – made of pressed steel
- 2 Self bearing safety microswitch main box – rotating 180°, n. 2 NC contacts
- 3 Shield support vertical arm – made of steel hexagon
- 4 Arm-shield adjustment knob as regard the microswitch group
- 5 Shield adjustment knob as regard the supporting arm
- 6 Semi-octagonal shield made of Polycarbonate

|            | A   | B   | C   | Weight | Art. no. | Price excl. VAT |
|------------|-----|-----|-----|--------|----------|-----------------|
| PTR 04/140 | 200 | 140 | 100 | 1,8 kg | 57-1204  | 192,-           |

## PTR 05 - Telescopic safety guard for drill



Safety guard with telescopic shield and vertical adjustment, extremely versatile for the protection of the spindle and of the working tool.

Equipped with 180° rotation and safety microswitch. Protecting the operator against direct frontal contact with rotating components of the spindle, of the tool and against shavings and splashes of lubricants and coolants.

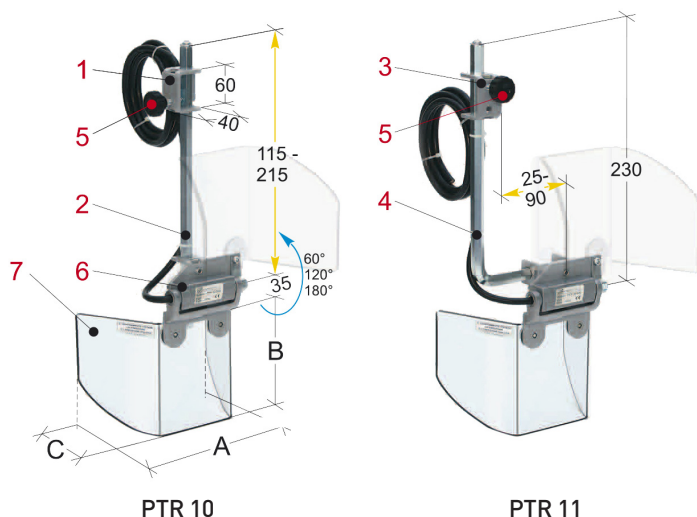
The main feature is the telescopic shield, vertically adjustable (refer to dimensions "B" and "C") and positionable along arm (3). The shield is opening laterally with 180° rotary movement, allowing easy access for tool change. The stirrup allows a solid anchorage at the drill structure.

Complete with pre-wired safety microswitch.

- 1 Anchorage stirrup – made of pressed steel
- 2 Self-bearing main box with integrated microswitch - rotating 180°, n. 2 NC contacts
- 3 Shield support vertical arm - in steel hexagon
- 4 Adjustment knob for arm-shield assembly with respect to the microswitch main box
- 5 Adjustment shield knob with respect to the support arm
- 6 Semi-octagonal polycarbonate rear shield
- 7 „C“ shaped front shield

|            | A   | B   | C       | D   | E   | Weight | Art. no. | Price excl. VAT |
|------------|-----|-----|---------|-----|-----|--------|----------|-----------------|
| PTR 05/180 | 172 | 180 | 180-300 | 114 | 230 | 3,7 kg | 57-1216  | 331,-           |

## PTR 10/11 - Safety guard for drills and similar machines



New item proposed with double fixing system, supported by adjustable hexagonal arms. Equipped with microswitch integrated in the rotation hinge.

Protecting the operator against direct frontal contact with rotating spindle parts and against shavings and splashes of lubricants and coolants. The shield is equipped with an innovative system of vertical opening, in the positions of 60°-120°- 180°, supported by widely adjustable hexagonal arms.

This safety guard is available in two versions:  
PTR 10/... Frontally fixable version  
PTR 11/... Laterally fixable version

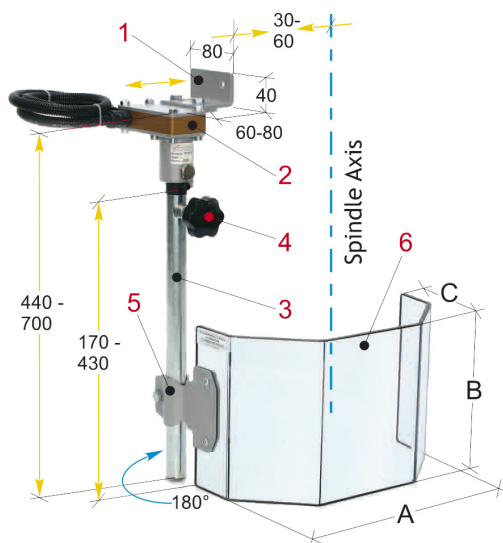
The safety microswitch is integrated in the special hinge that supports the shield.

- 1 Anchorage stirrup, frontal version made of pressed steel
- 2 Support arm, frontal version made of hexagon steel
- 3 Anchorage stirrup, lateral version made of pressed steel
- 4 Support arm, lateral version made of steel hexagon
- 5 Release knob for the vertical adjustment of the shield
- 6 Shield support hinge, with integrated microswitch n. 2 NC contacts
- 7 Semi-hexagonal shield in polycarbonate

|            | A   | B   | C   | Weight | Art. no. | Price excl. VAT |
|------------|-----|-----|-----|--------|----------|-----------------|
| PTR 10/140 | 200 | 140 | 110 | 1,7 kg | 57-1206  | 258,-           |
| PTR 10/180 | 200 | 180 | 110 | 2 kg   | 57-1207  | 233,-           |
| PTR 11/140 | 200 | 140 | 110 | 1,8 kg | 57-1208  | 272,-           |
| PTR 11/180 | 200 | 180 | 110 | 2,1 kg | 57-1209  | 274,-           |



## PTR 20 - Safety guard for radial drills



Item equipped with vertical adjustment of the shield with telescopic arm system. Suitable to be used on large-dimension drills and radial drills.

Protecting the operator against direct frontal contact with rotating spindle parts and against shavings and splashes of lubricants and coolants. It is attachable to the left side of the machine. Supplied with a semi-octagonal shield equipped with a double system of vertical adjustment:

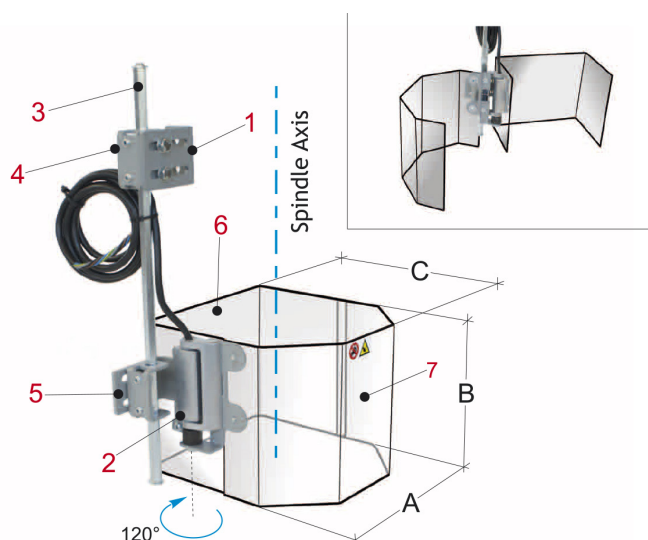
1= telescopic shield-arm group, adjustable by the hub-shield  
2= adjustable on the same arm.

Complete with safety microswitch.

- 1 Anchorage stirrup - made of pressed steel
- 2 Safety microswitch main box - rotating 180°, n. 2 NC contacts
- 3 Shield support vertical arm - made of steel hexagon
- 4 Arm-shield adjustment knob as regard the microswitch group
- 5 Shield adjustment knob as regard the supporting arm
- 6 Semi-octagonal shield made of polycarbonate

|                   | A   | B   | C   | Weight | Art. no. | Price excl. VAT |
|-------------------|-----|-----|-----|--------|----------|-----------------|
| <b>PTR 20/300</b> | 300 | 200 | 150 | 3,9 kg | 57-1212  | 345,-           |
| <b>PTR 20/350</b> | 350 | 240 | 175 | 4,2 kg | 57-1214  | 348,-           |

## PTR 30 - Safety guard for drills with rear shield



Universal and solid item with rear protection and lateral opening of the shield with hinge equipped with integrated microswitch.

Protecting the operator against direct contact with rotating components of the spindle and against shavings and splashes of lubricants and coolants.

It is attachable to the left side of the machine. The anchorage systems at the machine and the fastening of the shield can both be adjusted for better positioning of the guard according to position of the spindle.

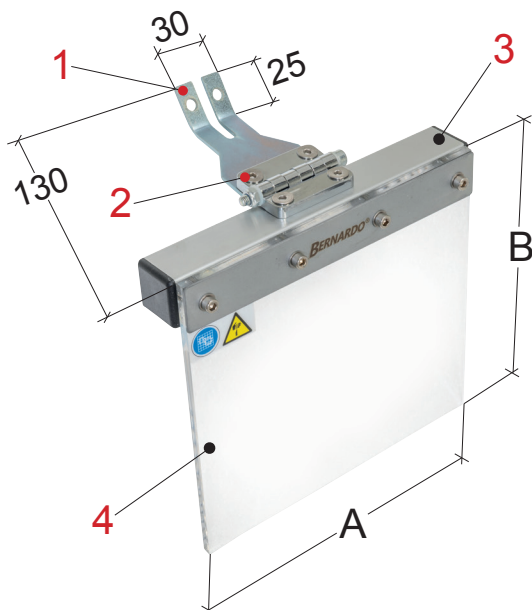
Complete with safety microswitch integrated in the hinge of the shield.

- 1 Anchorage stirrup - made of pressed steel
- 2 Shield support hinge with integrated microswitch - n. 2 NC contacts
- 3 Shield support vertical arm - made of steel hexagon
- 4 Adjustable stirrup for support anchorage - for adjustment toward left
- 5 Adjustable stirrup for shield support - allows adjustment toward right
- 6 Semi-octagonal polycarbonate rear shield
- 7 „C“ shaped front shield

|                   | A   | B   | C   | Weight | Art. no. | Price excl. VAT |
|-------------------|-----|-----|-----|--------|----------|-----------------|
| <b>PTR 30/130</b> | 220 | 130 | 235 | 2,7 kg | 57-1220  | 284,-           |
| <b>PTR 30/180</b> | 220 | 180 | 235 | 3 kg   | 57-1223  | 270,-           |



## PMA 02 - Safety guard for grinder and tool grinder



Single shield to be fixed at the grindstone cap, for protection from sparks and emery. Equipped with rubbing articulation for rapid adjustment.

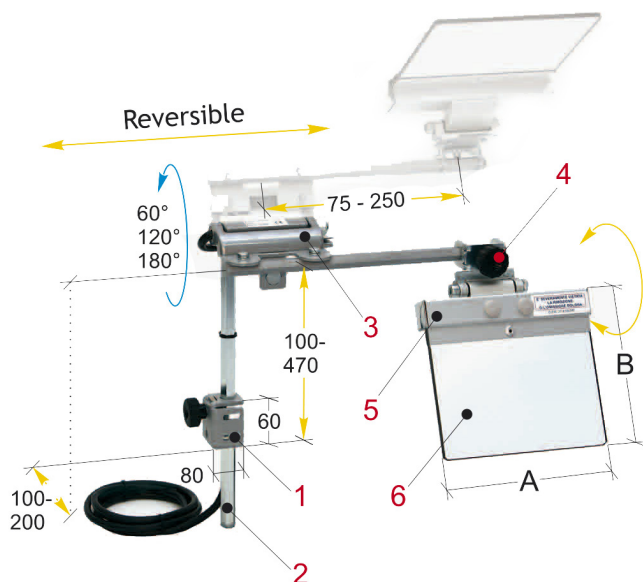
Protecting the operator's face against sparks and emery. The particular form of the anchorage stirrup also allows use on machines with two "flange" caps.

It is equipped with rubbing articulation for rapid adjustment and a wide shield made of shockproof plastic material.

- 1 Anchorage stirrup - made of pressed steel
- 2 Rubbing articulation - made of reinforced polyamide
- 3 Shield support border - made of aluminium profile
- 4 Shield made of shockproof plastic material

|              | A   | B   | Weight | Art. no. | Price excl. VAT |
|--------------|-----|-----|--------|----------|-----------------|
| PMA-S Size 1 | 160 | 145 | 0,4 kg | 57-1250B | 60,-            |
| PMA-S Size 2 | 200 | 185 | 0,5 kg | 57-1251B | 62,-            |

## PMA 10 - Safety guard for grinder and tool grinder



Safety guard with single right-left reversible shield, supported by multi-adjustable hexagonal arms. Equipped with a microswitch integrated in the support hinge.

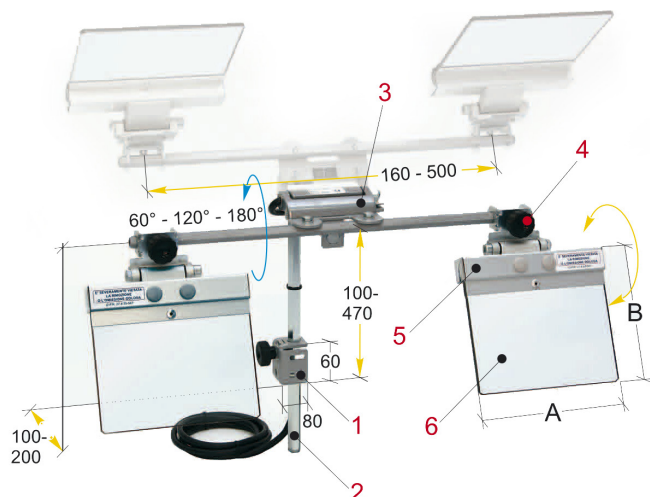
Protecting the operator's face against the projection of sparks and emery.

The particular multi-adjustable hexagonal arms structure allows an easy anchorage on the most different structures, allowing a use even on machines with grindstone in "overhang" position. The hinge supporting of the protective shield is integrated with the safety microswitch.

- 1 Anchorage stirrups made of pressed steel
- 2 Adjustable support arms made of hexagon steel
- 3 Shield group rotation hinge, integrated with safety microswitch - n. 2 NC contacts
- 4 Articulated clamp for the horizontal and vertical adjustment of the shield
- 5 Shield support border made of aluminium profile
- 6 Shield made of shockproof plastic material

|            | A   | B   | Weight | Art. no. | Price excl. VAT |
|------------|-----|-----|--------|----------|-----------------|
| PMA 10/112 | 160 | 145 | 2,4 kg | 57-1252  | 274,-           |
| PMA 10/216 | 200 | 185 | 2,6 kg | 57-1253  | 275,-           |

## PMA 11 - Safety guard for grinder and tool grinder



Double-shield safety guard, supported by multi-adjustable hexagonal arms. Equipped with a microswitch integrated in the support hinge.

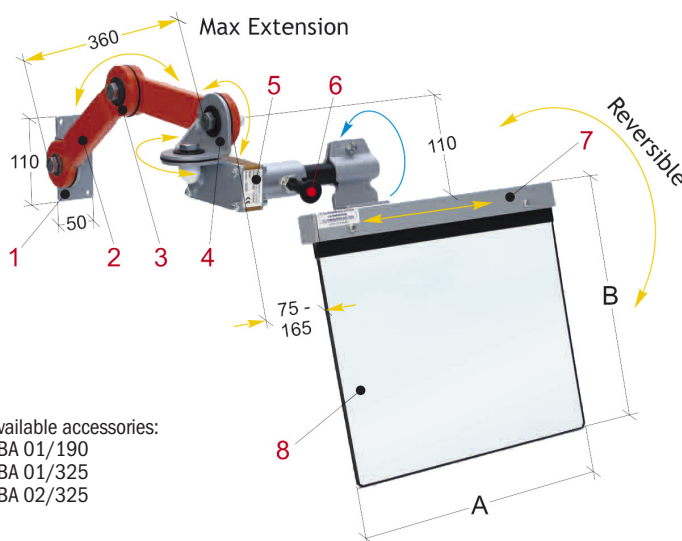
Protecting the operator's face against the projection of sparks and emery.

The particular multi-adjustable hexagonal arms structure allows an easy anchorage on the most different structures, allowing a use even on machines with grindstone in "overhang" position. The hinge that supports the protective shield is integrated with the safety microswitch.

- 1 Anchorage stirrups made of pressed steel
- 2 Adjustable support arms made of steel hexagon
- 3 Shield group rotation hinge, integrated with safety microswitch - n. 2 NC contacts
- 4 Articulated clamp for the horizontal and vertical adjustment of the shield
- 5 Shield support border made of aluminium profile
- 6 Shield made of shockproof plastic material

|                   | A   | B   | Weight | Art. no. | Price excl. VAT |
|-------------------|-----|-----|--------|----------|-----------------|
| <b>PMA 11/112</b> | 160 | 145 | 3,2 kg | 57-1254  | 376,-           |
| <b>PMA 11/216</b> | 200 | 185 | 3,4 kg | 57-1255  | 381,-           |

## PBF 10 - Safeguard for hydraulic presses and other mashines



Available accessories:  
PBA 01/190  
PBA 01/325  
PBA 02/325

Universal rubbing articulated arms guard with reversible opening direction. Practically and immediately adjustable. Designed for frequent changes of operation.

Protecting the operator against direct contact with dangerous parts frontally segregated by the shield.

Frontally attachable to the machine and equipped with a wide "visibility" reversibly opening shield: vertically or horizontally, and left or right, with position-release knob.

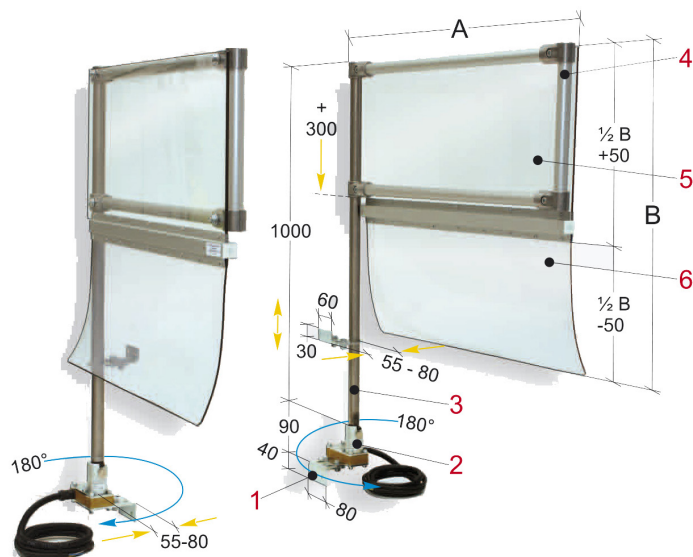
Available with safety microswitch.

- 1 Angular anchorage stirrups made of pressed steel
- 2 Articulated arm made of tubular steel
- 3 Rubbing articulation with friction disc
- 4 Angular junction for vertical turnover of the shield
- 5 Main box, rotating 180° and with a safety microswitch with n. 2 NC contacts
- 6 Shield opening release knob
- 7 Shield structure made of aluminium profile
- 8 Shield made of shockproof and oil-resistant plastic material

Note: Specify the mounting side by adding the suffix: /SX = Left - /DX = Right

|                      | A   | B   | Weight | Art. no. | Price excl. VAT |
|----------------------|-----|-----|--------|----------|-----------------|
| <b>PBF 10/350/..</b> | 350 | 300 | 5,5 kg | 57-1258  | 389,-           |
| <b>PBF 10/435/..</b> | 400 | 350 | 5,8 kg | 57-1259  | 420,-           |

## PSA 01 - Safety guard for alternative saw



Made from two elements to be fixed on the flanks of the base. Equipped with panels subdivided into two sections, the lower one is shapeable for passage of rods.

Protecting the operator against direct contact with alternative moving parts of the cut group accessible sideways as well as against metallic parts that could be generated. Posteriorly attachable on the two sides of the base. The shields are subdivided into two sections, the lower one is made of flexible PVC, to be potentially shaped for the passage of rods in working.

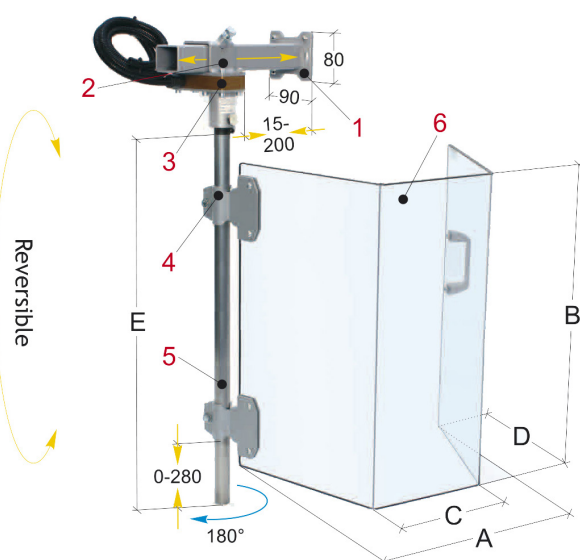
Complete with safety microswitch.

- 1 Adjustable angular stirrups made of pressed steel
- 2 Safety microswitch main box, rotating 180°, n. 2 NC contacts
- 3 Vertical shield support arm out of tubular stainless steel
- 4 Shield structure made of tubular aluminium
- 5 Upper section of shield made of shockproof and oil-resistant plastic material
- 6 Lower section of the shield made of flexible PVC, shapeable for the passage of rods

\*S-models customized on request

|            | A   | B   | Weight  | Art. no. | Price excl. VAT |
|------------|-----|-----|---------|----------|-----------------|
| PSA 01/760 | 700 | 600 | 11,9 kg | 57-1290  | 985,-           |
| PSA 01/S*  | ... | ... | ...     | 57-1292  |                 |

## PST 01 - Safety guard for slotting - broaching machines



This item is characterized by the vertical reversibility of the support system, for an easy installation at the most different machines.

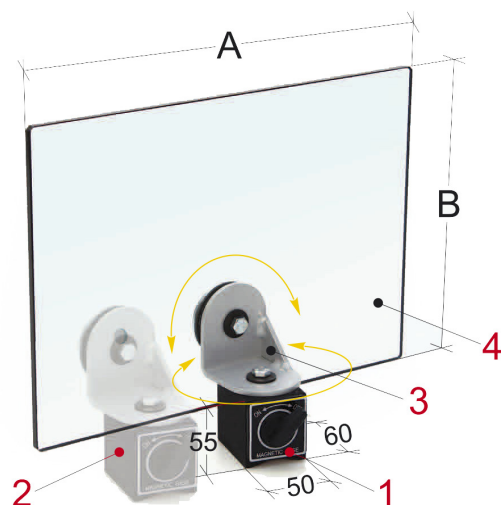
Available in two dimensions. Protecting the operator against direct contact with alternate moving parts of the vertical slide and against shavings. Thanks to its reversibility it is attachable to the right or left flank of the base, in addition to the high or low support group. It is equipped with a completely transparent monolithic shield and comes with a safety microswitch.

- 1 Levelling anchorage stirrup made of tubular steel
- 2 Depth-adjustable safety guard support
- 3 Safety microswitch main box, rotating 180°, n. 2 NC contacts
- 4 Adjustable shield-arm fixing clamps made of pressed steel
- 5 Vertical shield support arm made of tubular stainless steel
- 6 Semi-hexagonal monolithic shield made of thick shockproof and oil-resistant plastic material

Note: Specify the mounting side by adding the suffix: /SX = Left - /DX = Right

|               | A   | B   | C   | D   | E   | Weight | Art. no. | Price excl. VAT |
|---------------|-----|-----|-----|-----|-----|--------|----------|-----------------|
| PST 01/240/.. | 400 | 400 | 200 | 250 | 600 | 7,7 kg | 57-1293  | 345,-           |
| PST 01/260/.. | 400 | 600 | 200 | 250 | 800 | 8,9 kg | 57-1295  | 440,-           |

## PBM 20 - Safety guards with magnetic base



Universal magnetically-fixed safety guard, provided with adjustable shield on two positions. Magnetic base insertable with appropriate selector.

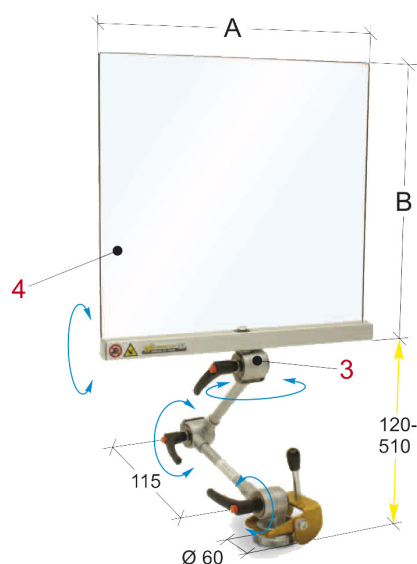
Protecting the operator's face against the projection of emery, dusts and small parts generated during operation.

Equipped with a magnetic base with insertion selector. To be used at bases of machines and flat iron surfaces. The shield is made of shockproof and oil-resistant plastic material, supplied with double fixing positions and angular coupling for an easy positioning.

- 1 Magnetic base with an attraction force of 40 kp
- 2 Lateral mounting position of magnetic base
- 3 Rubbing angular coupling made of pressed steel
- 4 Shield made of shockproof and oil-resistant plastic material

|            | A   | B   | Weight | Art. no. | Price excl. VAT |
|------------|-----|-----|--------|----------|-----------------|
| PBM 20/325 | 350 | 250 | 1,9 kg | 57-1241  | 142,-           |
| PBM 20/430 | 400 | 300 | 2 kg   | 57-1242  | 160,-           |

## PBM 30 - Safety guards with magnetic base



Universal magnetically-fixed safety guard. This is the only one to be also positioned vertically, thanks to the powerful Neodymium magnet. Complete with release lever.

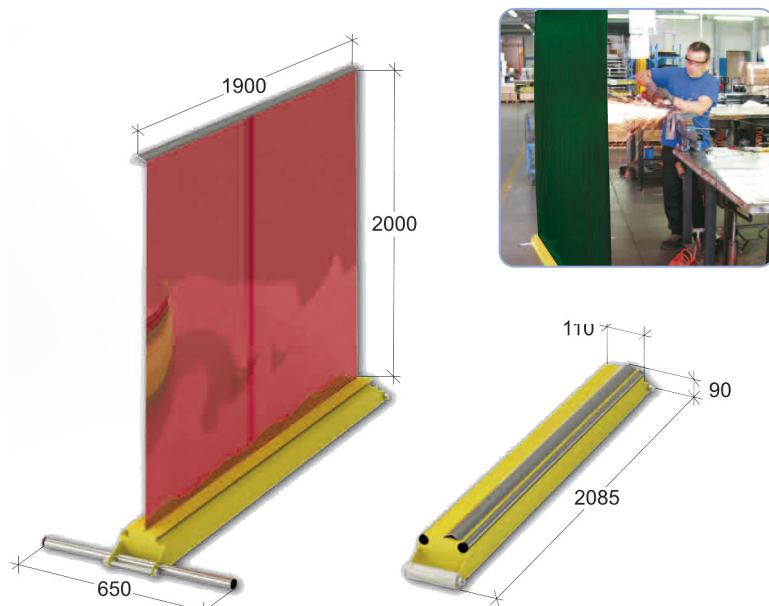
This is a magnetic fastening item for universal use, suitable to be used on metal work surfaces and machinery bases - Its numerous articulations allow a shield positioning in any direction: vertically - horizontally "flag type" - with its upper end in contact with the base.

Its features make it suitable for general use: to grind - to assembly small components from possible accidental "projection" - extempored situations where rapidity of intervention is required and where a safety guard with electric interlock is not specifically requested. The powerful fastening Neodymium magnet can be used in any situation, even in vertical position or hanging from above.

- 1 Magnetic base with mit Neodymium-Magnet and an attraction force of 110 kp
- 2 Detachment eccentric cam of magnetic base
- 3 Support arm with double articulation, for complete shield adjustment
- 4 Shield in plastic shockproof and oil-resistant material, with aluminium structure
- 5 Knobs for articulations lock

|            | A   | B   | Weight | Art. no. | Price excl. VAT |
|------------|-----|-----|--------|----------|-----------------|
| PBM 30/440 | 400 | 400 | 2,2 kg | 57-1243  | 315,-           |
| PBM 30/450 | 400 | 500 | 2,3 kg | 57-1244  | 280,-           |
| PBM 30/540 | 500 | 400 | 2,6 kg | 57-1245  | 322,-           |

## PTS 01 - Protection screen for welding and grinding stations



Weld screen offering protection to personnel close to welding and grinding working areas.


The semi-transparent screen protecting personnel against contact with metal chips and sparks produced during the welding and grinding processes.

The weld screen is fitted with a mobile stand, allowing the user to adjust the screen as required.

Furthermore, the screen is foldaway making it compact and portable.

|               | A    | B    | Weight | Color  | Art. no. | Price excl. VAT |
|---------------|------|------|--------|--------|----------|-----------------|
| PTS 01/200/AR | 1900 | 2000 | 8,9 kg | Orange | 57-1297  | 542,-           |
| PTS 01/200/VE | 1900 | 2000 | 8,9 kg | Green  | 57-1298  | 542,-           |

## PTS 02 - Separation panel for welding and grinding stations



Protecting personnel close to welding and grinding working areas from projection of sparks and metal chips produced by the welding machine.

The panel is offering protection to personnel close to welding stations and grinding areas. The light and self-bearing structure can easily be positioned within working areas. The screen is protecting against direct contact with shavings, in conformity with UNI EN 1598 standards against welding and grinding sparks.

Panels can be positioned in series using the coupling kit D20/U (optional), feet of panels can be adjusted to form division areas with variable angle.

- 1 Self-supporting aluminium frame
- 2 Sheet, available in two colours: orange, dark green

Available accessories:  
Coupling kit D20/U

|               | A    | B    | Weight | Color  | Art. no. | Price excl. VAT |
|---------------|------|------|--------|--------|----------|-----------------|
| PTS 02/190/AR | 1900 | 2000 | 7 kg   | Orange | 57-1299  | 266,-           |
| PTS 02/190/VE | 1900 | 2000 | 7 kg   | Green  | 57-1301  | 255,-           |















Imprint:

All rights reserved – reproduction of images or texts or parts of these is strictly prohibited unless prior arrangements are made. Subject to technical and optical amendments. Product specifications subject to change without notice. Not responsible for printing errors or mistakes. Machines are partly displayed with optional extras. Prices subject to change. Prices in Euros, ex works (Linz, Austria), excl. any taxes. Edition 06/2025.



Your dealer



**PWA Handelsges.m.b.H.**

4020 Linz | Nebingerstraße 7a | Austria  
phone: +43.732.66 40 15 | fax: +43.732.66 40 15-9  
e-mail: [bernardo@pwa.at](mailto:bernardo@pwa.at) | [www.bernardo.at](http://www.bernardo.at)